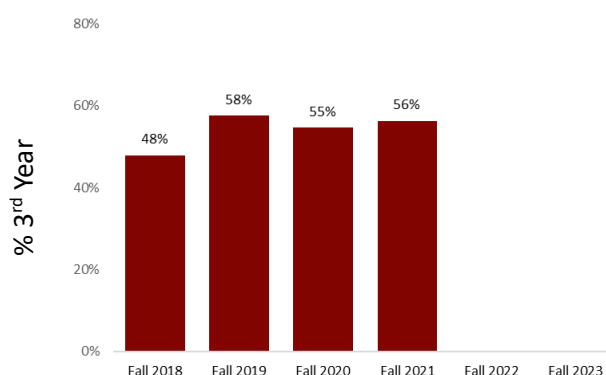
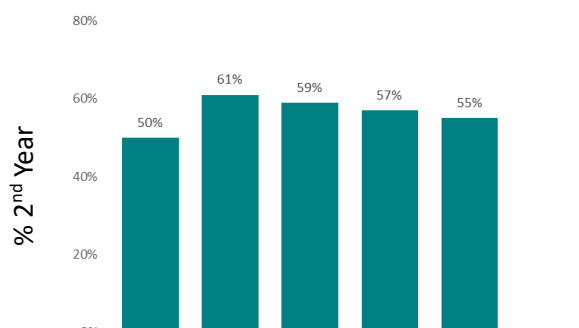
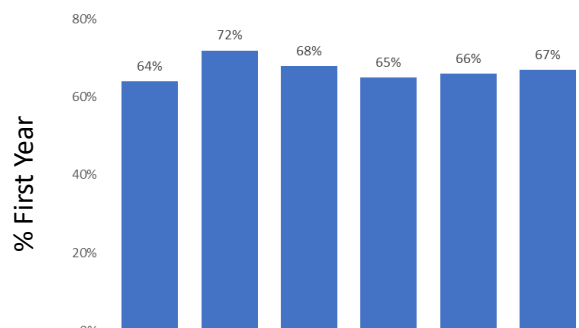


## Retention Fall First Time Fulltime students (Data Source for 1<sup>st</sup> and 2<sup>nd</sup> Fall, IPEDS Fall enrollment Reporting).

Retention Fall First Time Fulltime students (Data Source for 1<sup>st</sup> and 2<sup>nd</sup> Fall, IPEDS Fall enrollment Reporting).

Term Entered	1st Fall	First Spring		1st Year (Fall to Fall Retention)	
		N	%	N	%
Fall 2018	142	123	87%	91	64%
Fall 2019	125	108	86%	90	72%
Fall 2020	139	121	87%	94	68%
Fall 2021	190	148	78%	124	65%
Fall 2022	155	133	86%	103	66%
Fall 2023	171	150	88%	116	68%

1<sup>st</sup>, 2<sup>nd</sup>, and 3<sup>rd</sup> Year Retention by Cohort\*



Retention through 4<sup>th</sup> spring (4 years), First Time Fulltime students.

	1st Fall	1st Spr.	2nd Year	2nd Spr.	3rd Year	3rd Spr.	4th Year	4th Spr.
Fall 2018	142	123	91	81	71	68	65	58
Fall 2019	125	108	90	79	74	72	67	59
Fall 2020	139	121	94	88	82	80	75	
Fall 2021	190	148	124	120	109			
Fall 2022	155	133	103					
Fall 2023	171	150	115					

Retention to 1<sup>st</sup>, 2<sup>nd</sup>, and 3<sup>rd</sup> Year by Cohort.

Cohort	1st Fall	1st Fall to 2nd Fall		1st Fall to 3rd Fall		1st Fall to 4th Fall		Graduates by end of 4 <sup>th</sup> Spring	
	N	N	% graduated/retained*	N	% graduated/retained*	N	% graduated/retained*	N	%
Fall 2018	142	91	64%	71	50%	69	49%	48	34%
Fall 2019	125	90	72%	76	61%	72	58%	49	39%
Fall 2020	139	94	68%	82	59%	81	58%		
Fall 2021	190	124	65%	109	57%				
Fall 2022	155	103	66%						
Fall 2023	171	116	68%						

\* Students who graduated prior to their 4<sup>th</sup> spring are included in the retention numbers as appropriate.